

COVID-19 DISTRICT REVIEW

CENTRAL DAUPHIN SCHOOL DISTRICT

PAC MEETING

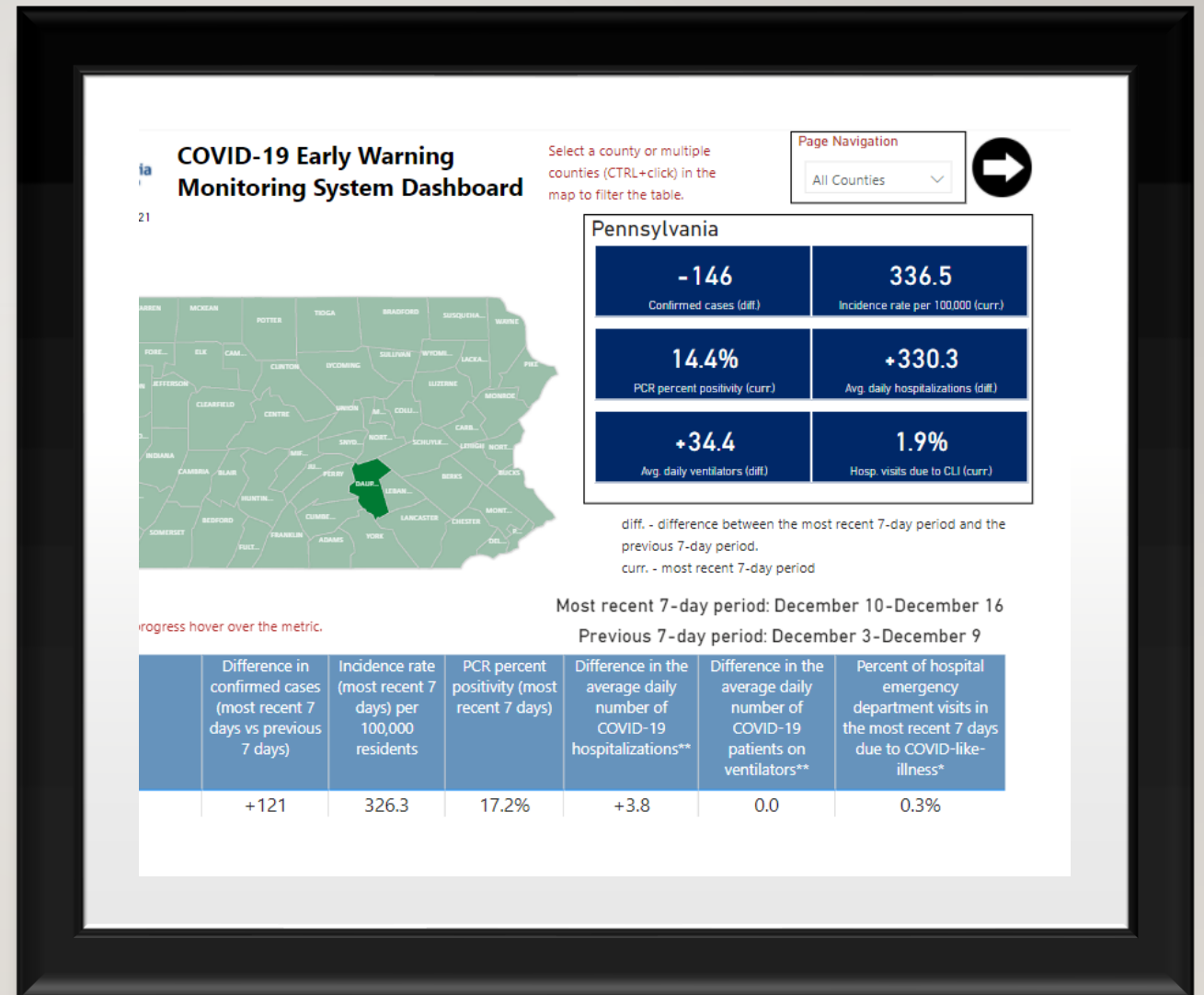
JANUARY 27, 2021



WHAT DATA IS REVIEWED?

COVID EARLY WARNING MONITORING SYSTEM DASHBOARD

This resource, updated each Friday, is reviewed by District staff on a weekly basis. This information is available to the public and has been shared frequently at public board meetings and executive sessions.



CDSD COVID-19 TRACKER

The CDSD Covid-19 Tracker is updated each school day. The tracker contains district wide data, drilling down to staff/student cases and cases by building. Cases both active and resolved (10 days past the onset of symptoms) are reflected on the tracker.

Given the dynamic nature of the COVID-19 virus and the multitude of variables at play, there is not currently a set protocol or formula adopted by the Pennsylvania Department of Education (PDE) and Department of Health (DOH) that is applied to determine when a school building may be transitioned to online learning. This is a departure from last school year, when PDE and DOH set specific protocols for closures.

Instead, DOH has directed school districts to communicate with the state regarding potential school shutdowns. DOH's guidance is likely to be highly fact-specific and thus it is difficult to predict an exact formula for building closures. The District will continue to keep abreast of the totality of the circumstances, both in the schools and in the community, and will work with the DOH to keep our students as safe as possible.



Central Dauphin School District In-Person COVID-19 Tracker

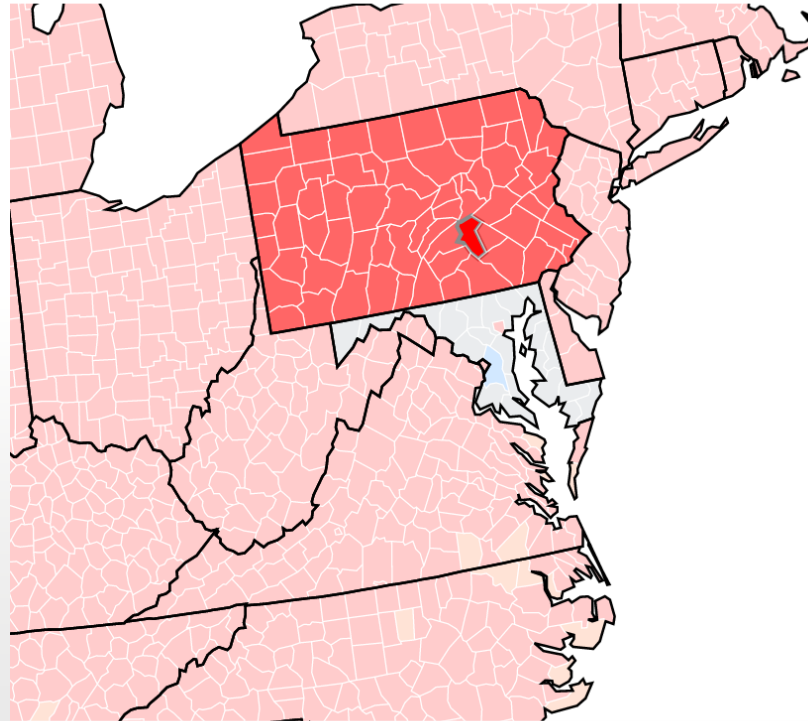
Positive cases reported between December 23 and January 25, 2022

Total Confirmed Cases			
204 active, 748 resolved			
Student Cases		Adult Cases	
189 active, 640 resolved		15 active, 108 resolved	
Breakdown by School			
Central Dauphin High School		Central Dauphin East High School	
27 active, 146 resolved		16 active, 92 resolved	
Central Dauphin Middle School	Linglestown Middle School	CD East Middle School	Swatara Middle School
19 active, 60 resolved	18 active, 45 resolved	19 active, 48 resolved	4 active, 22 resolved
Linglestown Elementary	Middle Paxton Elementary	Chambers Hill Elementary	E.H. Phillips Elementary
8 active, 23 resolved	4 active, 17 resolved	3 active, 5 resolved	3 active, 29 resolved
Mountain View Elementary	North Side Elementary	Lawnton Elementary	Paxtang Elementary
7 active, 15 resolved	15 active, 46 resolved	3 active, 8 resolved	0 active, 15 resolved
Paxtonia Elementary	West Hanover Elementary	Rutherford Elementary	South Side Elementary
15 active, 44 resolved	18 active, 44 resolved	3 active, 19 resolved	5 active, 45 resolved
Contracted Employees		Tri-Community Elementary	Administration Building
3 active, 1 resolved		11 active, 18 resolved	2 active, 7 resolved

CDC COVID DATA TRACKER

(By County) This resource provides an overview, by county of a wide variety of metrics including, but not limited to cases, hospitalizations and deaths.

Community Transmission in Dauphin County, Pennsylvania



Dauphin County, Pennsylvania

[Health Department](#)

Metrics | [7-day Percent Change](#)

Community Transmission

People in **Dauphin County, Pennsylvania** should wear a mask in public, indoors. Rules may vary from place to place. Make sure you follow local laws, rules, regulations and health orders. Is community transmission calculated?

Rate per 100k

Activity

IS

Population ≥ 5 years of age fully vaccinated

Hospital Admissions

Testing in Dauphin County, Pennsylvania



STAFFING

- Our staff, including substitute teachers, is critically low and the additional impact of staff quarantines requires the District to closely monitor. This data is reviewed daily by individual building administrators and Human Resources staff.



QUEST DIAGNOSTIC COVID-19 TESTING

This data, based on COVID-19 testing by school nurses provides a weekly snapshot specific to the District. Percent positivity is reviewed on a weekly basis.



WHAT OTHER INFORMATION IS CONSIDERED?

- Regular consultation with the CDS District Physician.
- This consultation includes individual case review and recommendations as well as overviews of local data.
- Consultation with the Pennsylvania Department of Education and Pennsylvania Department of Health
- Updates provided by the Capital Area Intermediate Unit
- Ability to Implement Mitigation Strategies
 - Masking (K-12 Exception)
 - Social Distancing
 - Cafeteria Spacing
 - Cleaning and Sanitizing

PDE GUIDANCE (21-22 SCHOOL YEAR)

A MAXIMUM 14-DAY BUILDING-WIDE SUSPENSION OF IN-PERSON LEARNING MAY BE RECOMMENDED BY DOH IF EITHER OF THE FOLLOWING CRITERIA ARE MET:

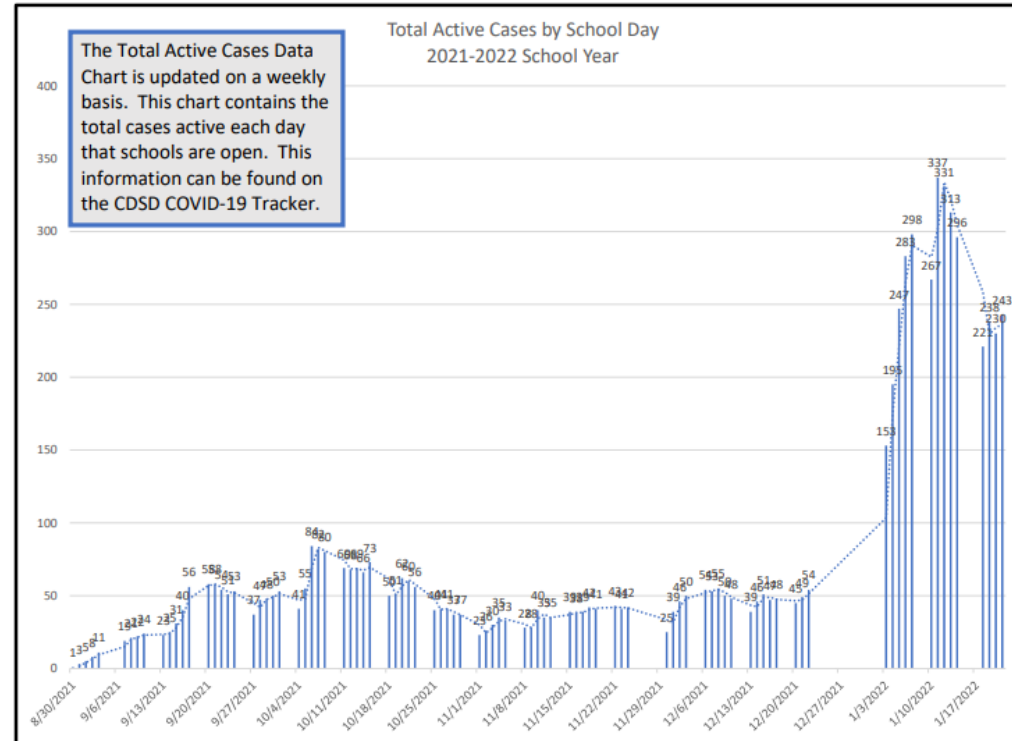
- 5% of students/staff confirmed cases in a 14-day window:
 - Small school (<500 staff & students): 25 case threshold
 - Medium school (500-900 staff & students): 25-45 case threshold
 - Large school (900+ staff & students): 45+ case threshold
- Three simultaneous classroom and/or core group outbreaks when:
 - Contact tracing cannot adequately identify close contacts or be completed in a timely manner; and
 - Other mitigation strategies such as physical distancing or universal masking are not being implemented or adhered to.

PDE GUIDANCE (21-22 SCHOOL YEAR)

SCHOOL SIZES BY BUILDING

Building	Enrollment	5%	School Size	Threshold
Central Dauphin High School	1874	94	Large	45+
East High School	1558	78	Large	45+
Central Dauphin Middle School	792+153=945	47	Large	45+
East Middle School	792	40	Medium	25-45
Linglestown Middle School	813	41	Medium	25-45
Swatara Middle School	616	31	Medium	25-45
Chambers Hill Elementary School	253	13	Small	25
E. H. Phillips Elementary School	398	20	Small	25
Lawnton Elementary School	294	15	Small	25
Linglestown Elementary School	404	20	Small	25
Middle Paxton Elementary School	272	14	Small	25
Mountain View Elementary School	375	19	Small	25
North Side Elementary School	691	35	Medium	25-45
Paxtang Elementary School	193	10	Small	25
Paxtonia Elementary School	666	33	Medium	25
Rutherford Elementary School	420	21	Small	25
South Side Elementary School	818-153=665	33	Medium	25-45
Tri-Community Elementary School	420	21	Small	25
West Hanover Elementary School	557	28	Medium	25-45

TOTAL ACTIVE CASES BY DAY CHART





**CENTRAL DAUPHIN
SCHOOL DISTRICT**